


V1.3


AUGUST 2017



# whitepaper

**TRANSMISSION ICO**

MULTI-CURRENCY PLATFORM



**TMISSION.IO**

## TRANSMISSION WHITEPAPER

### Worldwide transfer system Transmission



#### 1. WHAT IS TRANSMISSION?

Transmission is a system of electronic transfers that revolutionary changes the traditional principles of existing currencies transfer and conversions. Wherever you are in the world, the Transmission service will allow you to transfer money to your relatives, friends, business partners in a few minutes or exchange your money into any other world currency including crypto-currencies at a direct current exchange rate.

Transmissions transaction fees is below most alternative services options by 5-7 times, which means that you will not pay more than 1% of the transaction amount.

All the conditions of transactions and your costs you will know and be able to assess before they are implemented, the system guarantees you no hidden costs and additional expenses.

#### **By using Transmission platform services you are getting:**

- Free virtual international account in all major world currencies in your personal account. No periodic commissions for service usage.
- The most lowest commission (on average about 1.0%) additional or hidden fees. Our commissions are lower than most alternative services by 5-7 times.
- Minimum waiting period for transfer with maximum security provided by the architecture of our system.
- The conversion of fiat and crypto currency is carried out at a direct exchange rate.
- Convert or transfer money with Transmission App in 15 fiat currencies and most popular crypto-currencies to more than 100 countries.
- Free transfers in same currency between Transmission members in real-time.
- The simplest and easiest process of registering, less than 5 minutes.
- Opening of customer virtual accounts for regular payments in favor of counter-parties and business partners. Account maintenance free of charge.
- Open API for developers.
- Escrow Agent System.



## 2. TRANSMISSION: VISION AND HOW IT WORKS.

We are convinced that in the modern digital world when the transfer of money is actually a transfer of a digital code in bits or blocks, the cost of such services should be fair and honest for the client.

Therefore, Transmissions goal is "removal of barriers" and "erasure of borders" for traditional currencies transfers around the world, as well as between the digital crypto-currencies world and the world of fiat currencies.

Creation of highly efficient finely tuned distributed financial architecture, and leveraging capabilities of the Blockchain allows users to take advantage of saving huge amounts of money on transactional commissions and other costs.

Using the service of the system is absolutely simple and will make it easy to carry out transactions to users who do not have special skills. To perform operations the user will need to register and pass the authorization process which will not take more than 5 minutes.

In a specially designed multifunctional client cabinet, you can see all transactions and their status in real time, calculate and evaluate all fees charged by the system before the transaction.

Service Transmission will allow you to convert currencies including all popular crypto-currencies at the current direct average exchange rate confirmed by the results of trading on the leading currency markets (forex) and crypto exchanges. You can leave a request in the system for conversion at a convenient rate for you and the system will make a conversion when the stock conditions meet your orders.



The advantages of the Transmission system are the construction of its own extensive architecture of units that provide cash flows between its users while eliminating the need for actual implementation of international transfers. Due to the precise configuration of the Transmission's own liquidity management network, access to the markets of traditional currencies in different parts of the world and full integration with the crypto-currency environment based on the use of block solutions, we will be able to offer our users the most profitable solution for making transfers and currency conversions.

Commission decrease for our customers in comparison with other existing solutions on the market will be lower by **5-7 times**.



At the moment, the project teams are deploying nodes of the network covering the main financial centers of America in Europe and Asia - (USA, Palo Alto / Switzerland, Geneva / China, Hong Kong). The attraction of funds within Crowdsale will enable the implementation of the network development plans in the main strategic directions: Canada / Central America (Panama) / Brazil / Japan / UAE / India / Australia / EU / UK / Singapore / Indonesia.



Transmission services at this stage of design will allow for rapid international transfers and convert the following major currencies:

- major world forex currencies: AUD, NZD, USD, CAD, EUR, GBP, JPY, CHF and regional highly liquid currencies: CNY (Chinese Yuan), RUR (Russian Ruble), SGD (Singapore Dollar), HKD (Hong Kong dollar), INR (Indian rupee), NOK (Norwegian krone)
- basic crypto-currencies: BTC, ETH, ETC, LTC, XRP

It is planned that with each stage of successful development of the system, additional regional settlement currencies and crypto-currencies will be included in its structure that will gain popularity and liquidity on the exchanges.

Below are comparing examples of transfer and conversion transaction between Transmission network and traditional services:



## Example A. Converting costs Fiat currency to Digital currencies and vice versa

Idicators	Bank wire transfer < 1000 usd	Bank wire transfer > 1000 usd	Other payment methods (OK pay, Perfect money, MoneyPolo, etc)	On average market fees	Trasmission fee (max)	Difference in commission reduction between Transmission and other services
Fee for crypto-currency purchase (Transfer, Deposit, Exchange)	2,5 %	1,5 %	5,0 %	2,5% (1,5 -5,0%)	<b>1,0 %</b>	<b>2,5 times</b>
Fee exchange crypto currency for Fiat currency (Exchange, Withdrawal, Transfer)	2,0-4,0%	1,5 %	1,0 %	1,5% (1,0-4,0%)	<b>0,75 %</b>	<b>2 times</b>
Currency conversions fee (aggregate)	2,0-4,0%	1,5 %	1,0-5,0%	1,5-2,5%	<b>0,75-1,0 %</b>	<b>2-5 times</b>

Source: BTCE, Bitfinex, Coinbase, and other exchanges sites.

## Example B. Expenses for international transfers.

Idicators	On average fees most European and US banks	Trasmission fee (max)	Difference in commission reduction between Transmission and other services
Standard international bank transfer	4,0-5,0%	<b>1,0 %</b>	<b>5 times</b>
Special international bank transfer (for privilege clients etc)	2,0-3,0%	<b>1,0 %</b>	<b>3 times</b>
Standard international bank transfer (incl. currency conversion)	>5,0%	<b>1,0 %</b>	<b>&gt;5 times</b>

Source: Banks terms.

**Important further of improvements to the Transmission network**

Development of network functionality after launch will include adding additional currencies of the world and growing popularity of crypto-currencies and directly improving the interface and capabilities of service users, as well as a number of important additional services such as the introduction of an Escrow Agent mechanism for non-trusted parties. And providing open API to the developers of automation and the connection of new agents.

Escrow Agent System is in high demand service for the crypto business community as well for the traditional business community. This mechanism will operate on a decentralized basis.

It is assumed that these functional developments will be pilot tested and put into use within 1 year after the initial start of the system.

**The essence of the Smart Contract TMN token**

All offered TMN tokens will be supported by a specially created Fund, 50% of commissions from Transmission network transactions, and will be transferred quarterly to exchange were TMN will be listed. The main purpose of this fund is to provide liquidity of tokens through the possibility of their repurchase



from their holders at any time and increase the capitalization (exchange rate) of the TMN token on the crypto-exchange market.

Financial assets denominated in USD will be accumulated in this fund and used by the following mechanism:

- 20% volume of the reserved Fund will be sent directly to the crypto-exchange for the purchase of free-to-use TMN tokens. This will allow to maintain in case of a decline and consistently increase the exchange rate of the remaining tokens. The tokens redeemed from circulation will be withdrawn from circulation and transferred to a special reserve fund of previously issued TMN tokens and can not be put on the secondary market (exchange) without additional organized placement which can be conducted subject to discussion and approval by the community of the holders of the tokens
- 80% of the Fund will be used to repurchase at any time. The tokens are thus redeemed from the holders.



All information about the transactions carried out by the fund related to the redemption and destruction of the Transmission Tokens will be disclosed publicly.

Thus, with the redemption and destruction of a part of the tokens from their holders at the expense of the Fund, the total market capitalization (value) of one token remaining by the holders will increase in accordance with the formula:

$$\text{TMN cap} = \frac{\text{TMN t1}}{\text{TMN t1} - \text{TMN rb}} \times \text{TMN price}$$

Definitions:

TMN t1 - Total number of issued and outstanding TMN tokens

TMN rb - The tokens purchased from the holders on demand at the expense of the support Fund

TMN price - Current price of the token on the crypto-currency exchange at the time of redemption

Example:

If at the expense of the Fund, 20,000,000 TMN tokens were purchased from holders, and their total number in circulation before redemption is 110,000,000 tokens, at the current token price of 0.01 ETH or \$ 2 with the estimated market capitalization will be:

$$\text{TMN cap} = 110\,000\,000 / (110\,000\,000 - 20\,000\,000) \times 2\$ = 2,44\$ \text{ или } 0,0122 \text{ ETH}$$



### 3. TOKEN CREATION TERMS. CROWDSALE

The main parameters of the crowdsale TMN tokens:

Crowdsale terms	Values
Total of issued TMN tokens for crowdsale	270 000 000
Hard CAP	125 000 ETH
Crowdsale conduction period	30 August - 8 September
ICO duration	10 days
Excepted currency during crowdsale	ETH, BTC (additional)

The conditions for carrying out Crowdsale and the application of investors' bonuses depending on the amount of funds raised in the project

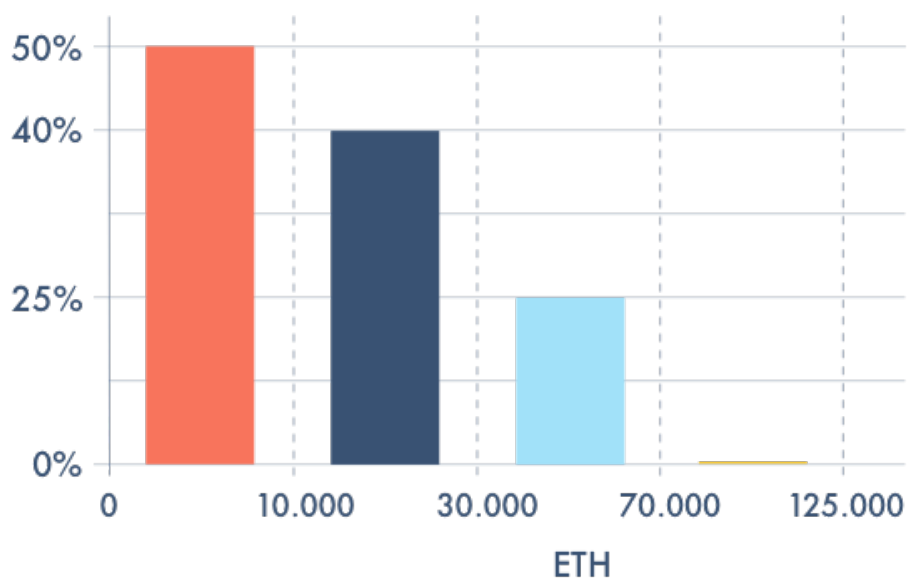
Amount of raised funds / crowdsale summary amount	Amount of tokens TMN per 1 Ether	Price of 1 TMN in ETH	Bonus size, %
0-10000	3000	0,00033	50 %
10001-30000	2500	0,00040	40 %
30001-70000	2000	0,00050	25 %
70001-125000	1500	0,00067	-

For key project partners who investing large sums in the project, will be an additional bonus. Such a bonus is applied regardless of already raised amount. It is within accordance of the following scheme:

The amount of investments from one investor in ETH	The amount of investors constant bonus %
>100 ETH	+ 15% tokens according to crowdsale price
> 300 ETH	+ 20% tokens according to crowdsale price



## BONUS DISCOUNT



all-time discount

TRANSACTIONS &gt; 100 ETH - 15 % DISCOUNT

TRANSACTIONS &gt; 300 ETH - 20 % DISCOUNT

The funds collected in the framework of the crowdsale will be used to finance the development, the deployment of the system architecture in different regions of the world and the launch of the network according to the following conditions:

Financing direction	% of total ICO amount
R & D (research and development) - funds directed for hiring additional engineers of developers, deployment of a system of accounts in correspondent banks and other payment systems	30 %
Common CAPEX - the total investment costs associated with issuing permits, and the deployment of the main technical infrastructure, the opening of the operational offices of the system in the main world directions (Asia, Europe, North America, etc.)	20 %
Own Working capital fund - funds placed on own accounts nodes of the Transmission system for transactions from the initial moment of its launch	40 %
Marketing and Sales - costs for the promotion and marketing of Transmission services	10 %





## General parameters of the issue TMN tokens

The released TMN tokens will be sent to crowdsale, additional goals and the creation of a reserve fund:

Crowdsale terms	Values	In %
Released TMN tokens for crowdsale	270 000 000 TMN	54,5 %
Total additional TMN tokens*	27 000 000 TMN	5,5 %
- including tokens for project founders and bonuses for hired key personnel	14 800 000 TMN	3,0 %
- tokens guaranteeing advisors, bounty	12 200 000 TMN	2,5 %
Tokens reserve**	198 500 000 TMN	40 %

\* Additional tokens created for payments guaranteeing advisors, founders and core team and future hired employees. These tokens are intended for incentive bonuses and will be frozen by a smart-contract for a period of at least 6 months

**\*\* TMN tokens reserve**

We are setting aside 40% of all TMN created as Reserve Tokens.

These tokens will not be released in free flow and will be frozen by a smart contract for a period of at least 1 year. Also, these tokens are not considered to be released for the purposes of calculating the tokens generated under the support fund and redeeming them from the holders in accordance with the mechanism described in paragraph 2.

**\*\* TMN tokens reserve**

These tokens can be used in the future for additional organized placement in the case of a decision that can be made subject to discussion and approval by the community of the tokens holders.

**ESCROW FOR TMN TOKENS**

Transmission states that all funds collected within crowdsale will be stored in a properly protected Wallet and can be used only in accordance with the financing purposes indicated in the paragraph «TOKEN CREATION TERMS. CROWDSALE.» The use of funds will be carried out under the supervision / trust of the following escrow guarantors:

- Mike Gorden



#### 4. TRANSMISSION PLATFORM & APPS. CASE OF USE

The Transmission product is a comprehensive open-source environment that allows multi-currency transfers in supported countries. The final product will include:

- WEB interface
- Mobile app (iOS, Android)



- The native application for macOS, Win
- Extension for Chrome / ChromeOS



A public API and a native API for languages will also be available:

- ✦ Python
- ✦ JavaScript
- ✦ R

The main features of the product:

- ✦ Multi-currency transfers (fiat and crypto currencies) in the Transmission\* network.
- ✦ Implementation of cyclical transfers (currency exchange).
- ✦ Order request at a comfortable rate.
- ✦ A complete overview of balance statistics and transaction history.
- ✦ Getting a complete statement on the balance sheet.
- ✦ Possibility of deferred and regular payments (payments on the appointed date).
- ✦ Technical chat support.

*\* fiat currency transactions are carried out only in the supported locations.*

Product development stages :

#### **Close Alpha**

The basic algorithms and the closed API of multi-currency transfers are developed. There is a closed testing of the network on a small number of nodes.

#### **Alpha**

A web version of the personal cabinet has been launched. Limited number of daily transactions. Limited number of network participants. Integration with external services (exchanges, purses, etc.). Tech-support lunch.

#### **Beta**

Launch a mobile application. Increase the permissible number of participants. Increase the speed of operations on the network. Integration with most popular exchanges, wallets and financial services. Territorial expansion of the network (the opening of new Transmission units).

#### **Stable**

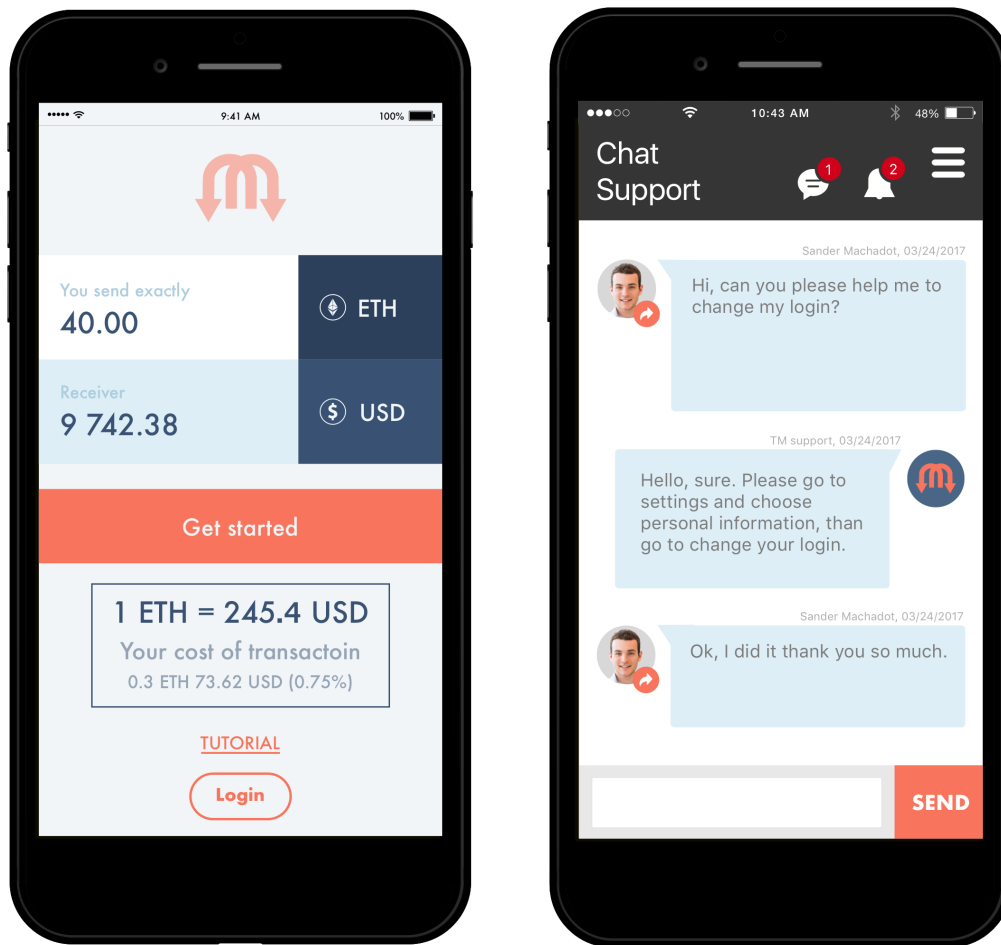
Full product launch. Anyone can join the network and use the service. Accepting applications for open sites in a specific location (city / country).

#### **Security features**

Access to the platform will be made through two-factor verification (sms, application or mail). The entire KYC system is based on Jumio software solutions. Jumio is PCI Level 1 compliant and regularly conducts security audits, vulnerability scans and penetration tests to ensure compliance with security best practices and standards. To demonstrate PCI compliance a yearly on-site validation assessment by a QSA is carried out. Jumio carries the security controls established to achieve PCI compliance over to PII data which is of comparable sensitivity and has extended the scope of such controls to cover and protect all systems used to transmit/process/store PII data. Doing so, provides Jumio with a coherent and independently tested set of security policies/processes/controls and enables Jumio's customers to gain confidence that their data – be it credit card or PII – is handled in a secure manner throughout its lifetime.



The technical requirements of all components of the final product will be published sequentially, according to the project development plan.



### Case of use

In the order to use Transmission services, it is not required to open new bank accounts, to issue plastic cards or special accounts in third-party payment systems. You can use your existing cards, bank accounts or currency wallets. All that the system will request from you is a simple and fast registration process and easy eKYC process that necessary for making large payments exceeding the minimum limits. By using Transmission service, you can transfer to your own accounts / wallets or any other user of your colleague, business partner or relative in any of the networked regions. You can easily convert your money from one currency supported by the system to another, and we guarantee you the provision of average market exchange rates and all conditions for conversion, and transfer will be disclosed to you even before the transaction will take place.



## 5. MARKET OVERVIEW

### The market of fiat currencies transfers.

The volume of the market of transfers of the currency (World Bank data) for the last fiscal year amounted to \$150 trillion share of which came to on individuals account for about \$3 trillion or \$250 billion per month.

Capturing even a 1% share of this market will allow the payment operator to make transfers of \$ 2.5 billion a month and receive a commission income of about 25 million.

Now the market of international transfers between individuals is steadily growing from year to year by no less than 10-15% as labor mobility increases: at the moment 230 million people worldwide live not in the country where they were born.

This market overview segment out of high competitive environment.

Competitors in the field of international transfers:

- Western Union
- MoneyGram
- WebMoney
- OkPay

Strengths of traditional payment operators are the regional branch network around the world and the reach of the audience, but such companies can not withstand competition on financial terms for the clients whose commission exceeds several times the planned Transmissions fee (on average **1%** of the transfer amount).

### Conditions and rates of transfers

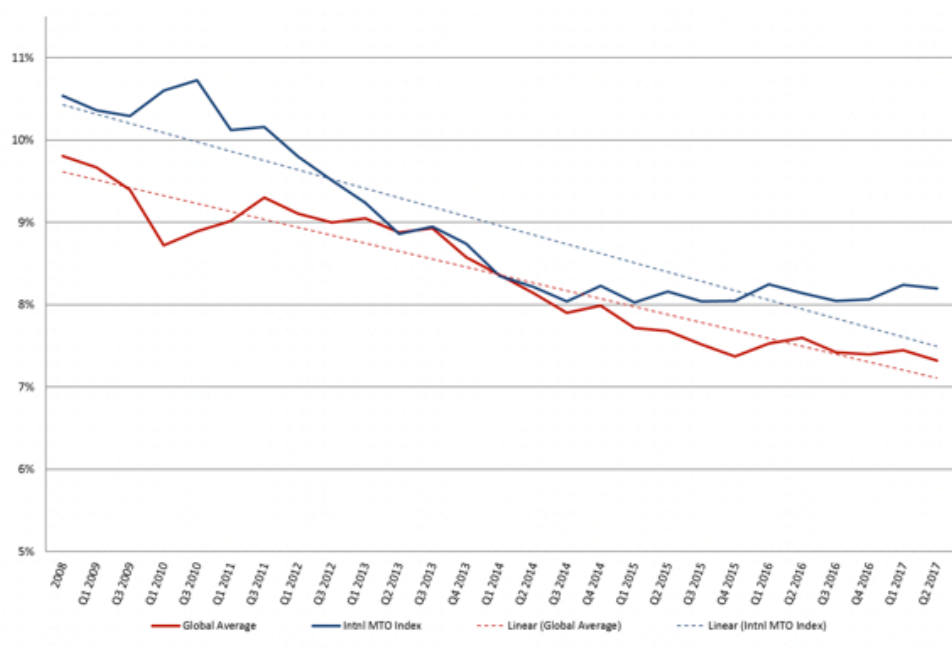
The World Bank surveyed 23 bank providers and 83 money transfer operators for sending a \$200 remittance internationally from the U.S. The data found that globally, the average fee for sending a remittance has dropped to 9.10% in 2011 from 7.33% in 2017. Sounds pretty good right? Recognizing the decrease in transfer fees, money transfer operators have lowered fees from 6.53% in 2011 to 5.49% in 2017. It's important to note that this figure is noticeably smaller than the average price for transferring money regardless of what method you use:

**Average percent fee for remittances sent from US**

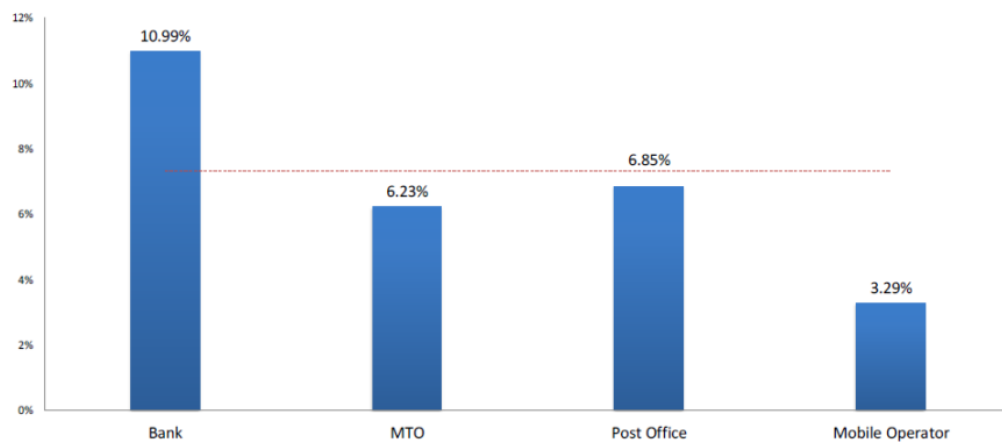
	2011	2012	2013	2014	2015	2016	2017	Difference between 2011 and 2017
Bank	7.87%	8.46%	7.23%	7.62%	8.78%	9.36%	8.80%	0.93%
Global Average	9.10%	9.18%	8.95%	8.35%	7.54%	7.34%	7.33%	-1.77%
US Average	6.75%	7.11%	6.49%	5.83%	6.02%	6.05%	5.74%	-1.01%
Money Transfer Operator	6.53%	6.88%	6.39%	5.60%	5.75%	5.77%	5.49%	-1.04%

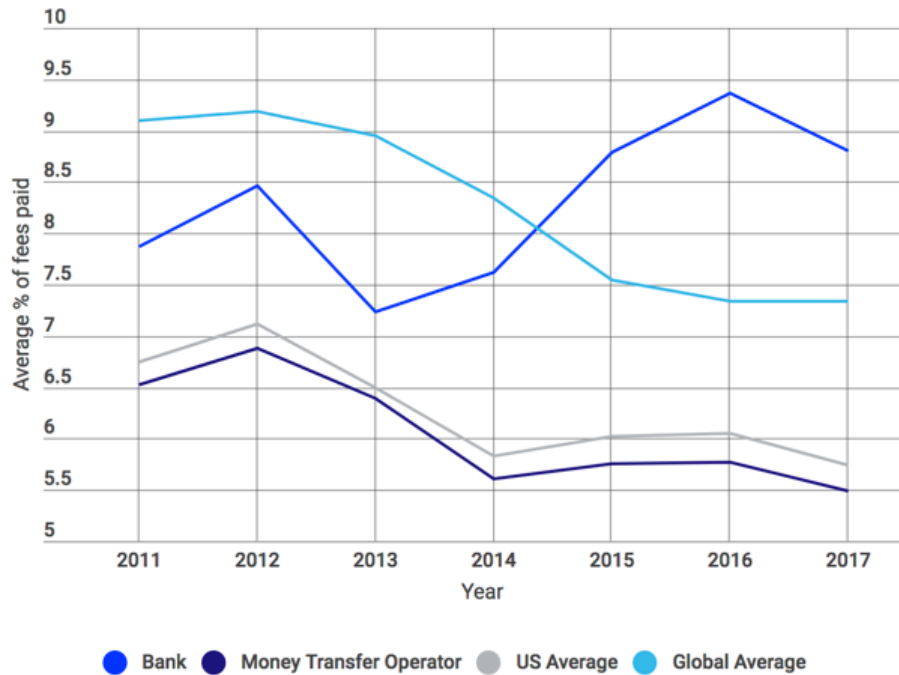


**Figure: Global average total cost of sending \$200**



**Figure: average cost of by payment method**





Source: WorldBank. [https://remittanceprices.worldbank.org/sites/default/files/rpw\\_report\\_june\\_2017.pdf](https://remittanceprices.worldbank.org/sites/default/files/rpw_report_june_2017.pdf)

### Crypto currency market

The total capitalization of crypto-currencies (today there are just over 800 of them) by the end of June 2017 exceeded \$ 110 billion. This is six times more than on January 1, 2017, and 15.5 times more than on January 1, 2016. At the moment, the market capitalization is comparable in size to the stock market capitalization of Qatar or Ireland.



Source: <http://coinmarketcap.com>



At the end of June 2017, eight crypto-currencies have a capitalization in excess of \$ 1 billion, and total of their share was 86% of the total market capitalization. The lion's share of capitalization is, of course, Bitcoin. Now it occupies about 50% of the market, and more recently - on January 1, 2017 - BTC accounted for 87% of the total market capitalization. Thus, in the last six months the share of BTC has seriously decreased, while the altcoins demonstrate a faster growth in value.

In themselves, crypto-currencies can be divided into two types: directly currencies (that is, payment instruments or elements of the payment infrastructure) and crypto-assets (a rough analogue of the share - a share in the project). In the total capitalization of the market, crypto assets still hold a small share: only about 4%, while maintaining a large growth potential. Also on the market appeared crypto-currencies, which are an infrastructural function for crypto assets, a kind of superstructure for the functioning of crypto assets. And it was the appearance of crypto assets that caused Bitcoin to decrease in the total market capitalization.

In the medium-term perspective for 3-5 years most industry experts keep the high expectations of market capitalization growth rates. The most authoritative experts believe that the growth will be from **30 to 100% per year**, which will lead to converting volume increase of fiat and crypto currency.





## 6. TRANSMISSION FINANCIAL MODEL

The projected financial model Transmission assumes that the main sources of revenue will be commission income from transactions on the transfer of the currency and from the conversion of crypto-currencies into traditional fiat currencies and vice versa levied from users of the service. The possible increase in cash flow and negative earnings adjustments to the USD base currency due to the change in exchange cross-rates by currency in the calculations were not reflected due to the impossibility of correctly predicting them, but Transmission expects that efficient management of the company's own working money capital will allow receiving additional revenues in this area .

The number of permanent (loyal) users of the money transfer service (except for the crypto currency) after its formation and successful work for more than 1 year is estimated as **1 million** active users per month, which is confirmed by the results of operational indicators of services already on the market. In its forecasts Transmission aims at achieving this level during the next 5 years of operation.

To formalize the calculations made in the financial model, the following average market values and constants are used:

- Average amount of transfer / transaction in the currency for 1 client: **\$ 500** (adopted based on the analysis of the operation of similar networks, for example, TransferWise over the last several years)
- The commission fee for transactions of currencies is **0,5%** (the minimum commission for major forex pairs of currencies)
- Commission for the conversion of crypto currencies to fiat currencies and the purchase of a crypto currency **1,0%**
- When predicting the total volume of the conversion of the Crypto currency, we proceeded from the following constants: the average daily trading volume of the top 10 Crypto-currencies is estimated at about \$1,000,000,000, while the share of withdrawal and entering of the Crypto-currency from traditional currencies is no more than 5%
- The growth rate of the capitalization of the crypto-currency market: in the conservative scenario, at a level of **30%** per year, in the optimistic scenario at least **50%**
- The expected share that the Transmission service can take in the crypto currency conversion market (taking into account the technical capabilities of the network and competition in the market): in the conservative scenario, **0,5-1,5%**; In the optimistic scenario up to **5%**

Below are the indicators for 5 years of network operation since its launch in the context of 2 scenarios - conservative (considered as the base one) and optimistic.



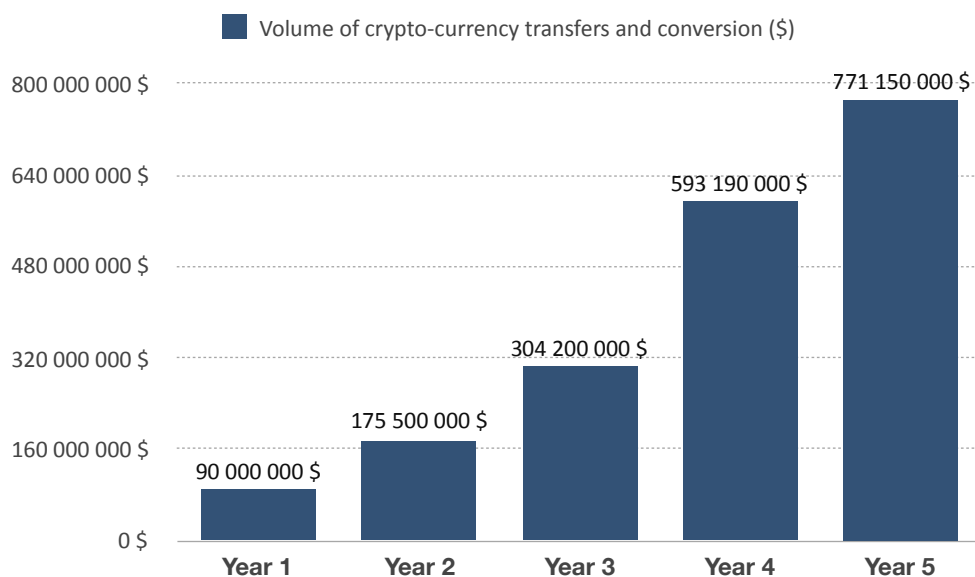
## 1) Conservative (basis) scenario

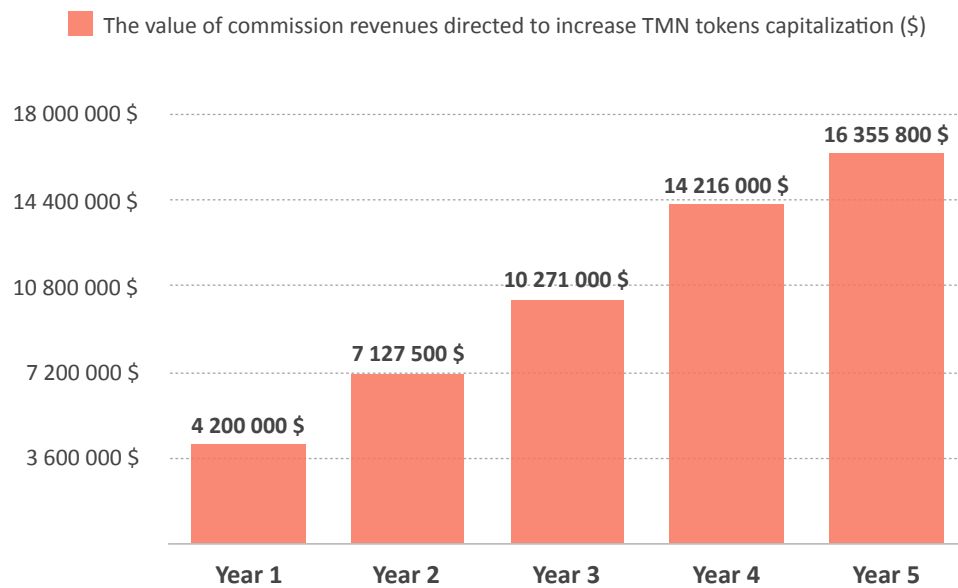
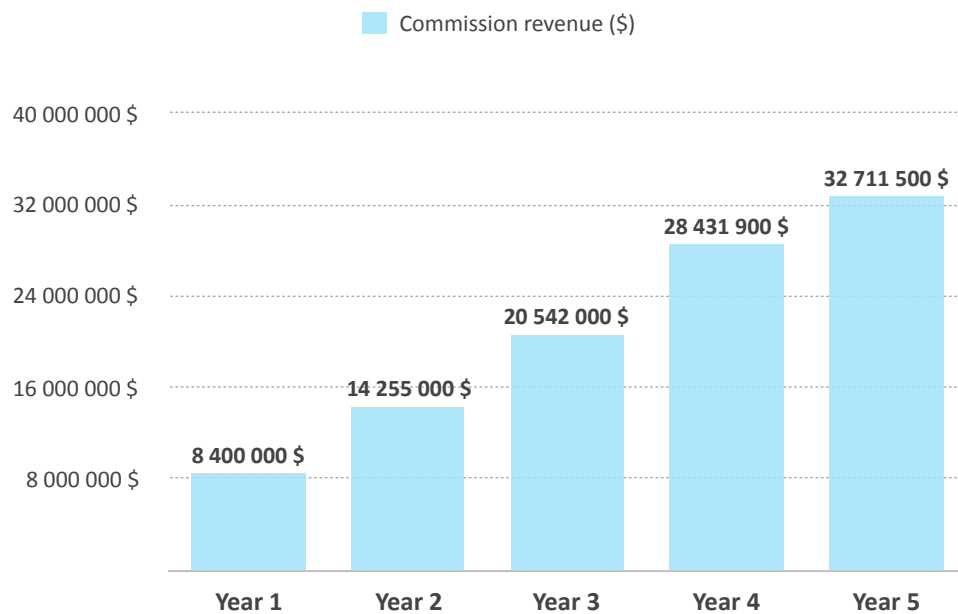
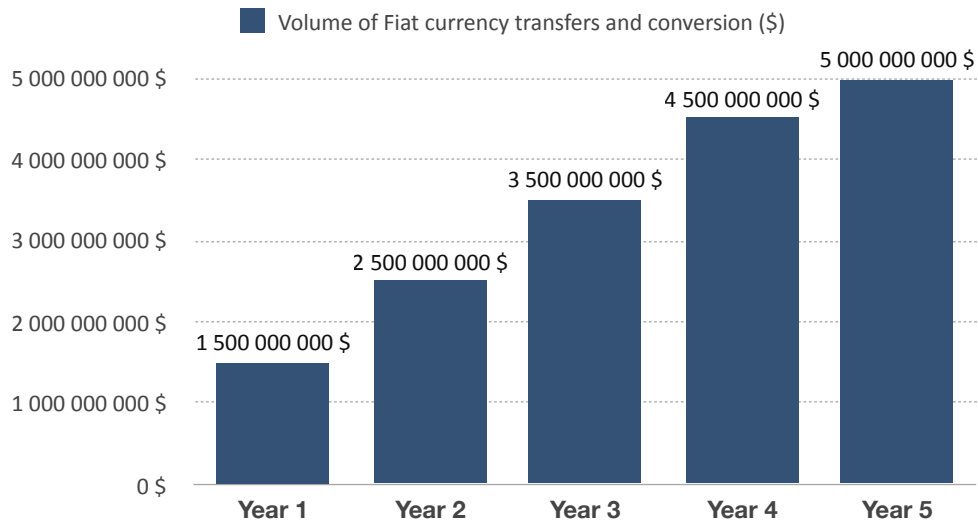
Indicators	Measuring units	Year 1	Year 2	Year 3	Year 4	Year 5
<b>Fiat currency transfer</b>						
Service users	Individuals	300 000	500 000	700 000	900 000	1 000 000
Average transfer size per user	\$	500	500	500	500	500
Fiat currencies transaction volume (transfers and converting)	\$	1 500 000 000	2 500 000 000	3 500 000 000	4 500 000 000	5 000 000 000
Average fee on Fiat currency transfer	%	0,5	0,5	0,5	0,5	0,5
Revenue from commission on Fiat currency transfer	\$	7 500 000	12 500 000	17 500 000	22 500 000	25 000 000
<b>Transfers Crypto-Currency / Fiat-Currency</b>						
Average annual volume of conversion Fiat/ crypto	M\$	18 000	23 400	30 420	39 546	51 410
Growth rate of crypto-currency market capitalization	%	-	30	30	30	30
Transmission share in the crypto currency conversion market	%	0,50	0,75	1,00	1,50	1,50
Transactions volume of crypto-currency transfers and conversion	\$	90 000 000	175 500 000	304 200 000	593 190 000	771 150 000
Average transfer commission crypto/ Fiat	%	1,00	1,00	1,00	1,00	1,00
Revenue from commission on conversion fiat / crypto	\$	900 000	1 755 000	3 042 000	5 931 900	7 711 500



Indicators	Measuring units	Year 1	Year 2	Year 3	Year 4	Year 5
<b>Summary indicators</b>						
Transaction volume for the whole period	\$	1 590 000 000	2 675 500 000	3 804 200 000	5 093 190 000	5 771 150 000
Transmission revenue from commissions	\$	8 400 000	14 255 000	20 542 000	28 431 900	32 711 500
The share of proceeds from commissions directed to increase the capitalization of Transmission ICO tokens	%	50	50	50	50	50
Fee income amount channeled to increase the capitalization of TNM tokens	\$	4 200 000	7 127 500	10 271 000	14 216 000	16 355 800

The main indicators of the TransMission project in the graphic version:





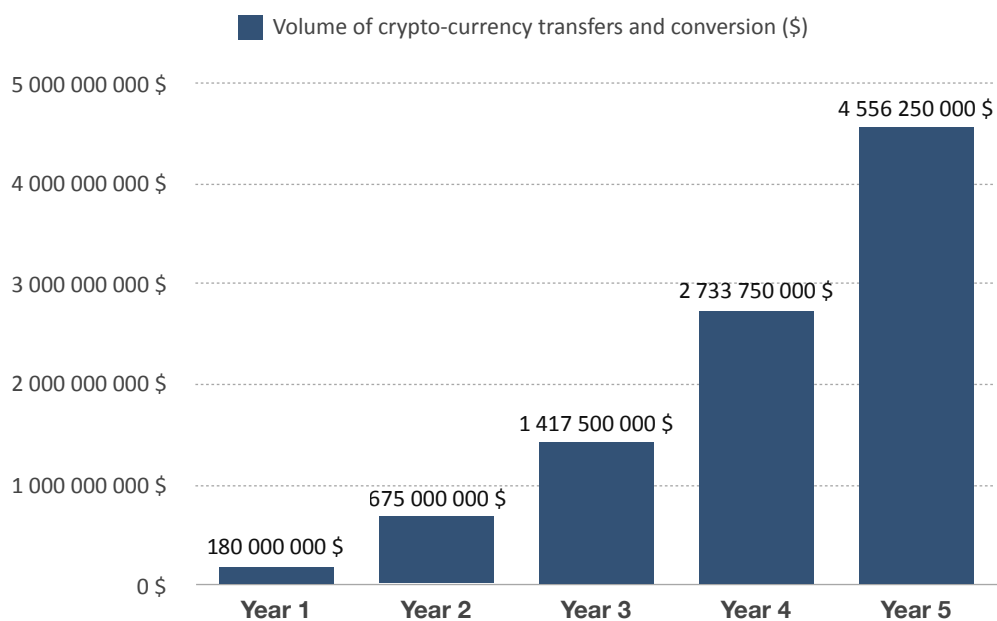
## 2) Optimistic scenario

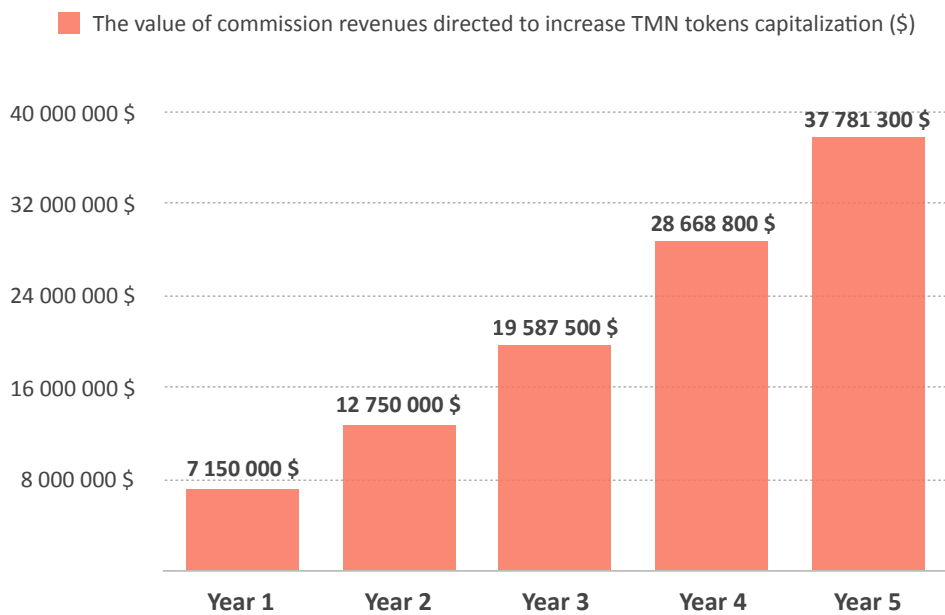
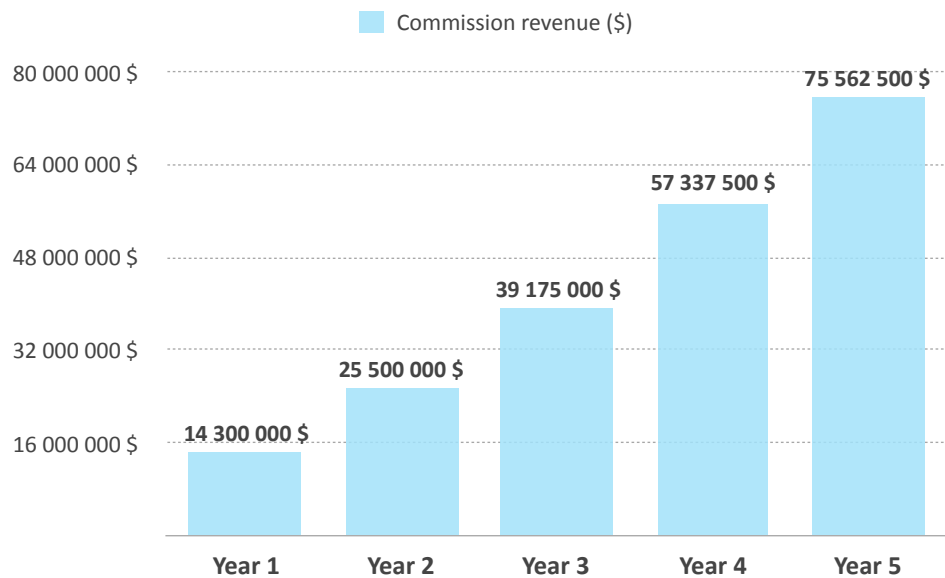
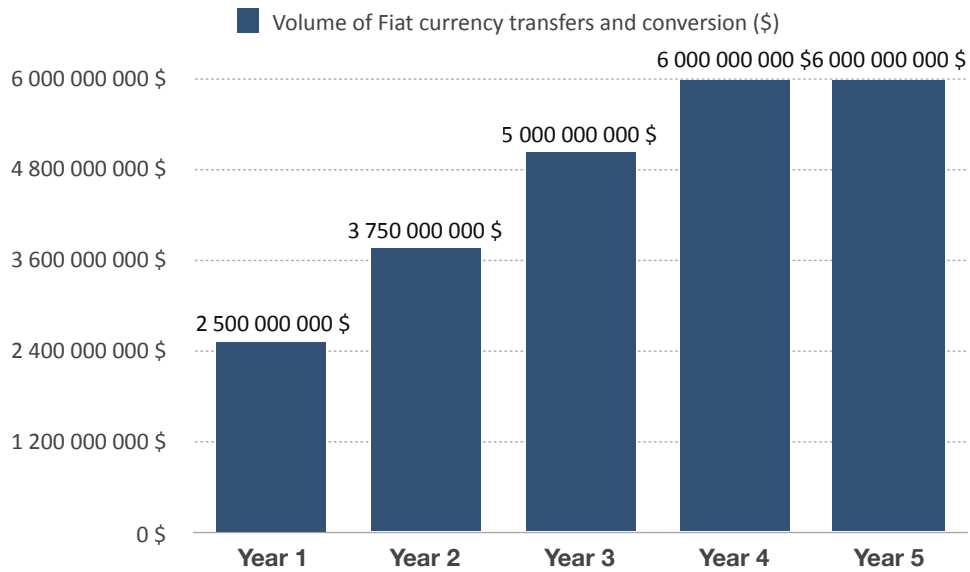
Indicators	Measuring units	Year 1	Year 2	Year 3	Year 4	Year 5
<b>Fiat currency transfer</b>						
Service users	Individuals	500 000	750 000	1 000 000	1 200 000	1 200 000
Average transfer size per user	\$	500	500	500	500	500
Fiat currencies transaction volume (transfers and converting)	\$	2 500 000 000	3 750 000 000	5 000 000 000	6 000 000 000	6 000 000 000
Average fee on Fiat currency transfer	%	0,5	0,5	0,5	0,5	0,5
Revenue from commission on Fiat currency transfer	\$	12 500 000	18 750 000	25 000 000	30 000 000	30 000 000
<b>Transfers Crypto-Currency / Fiat-Currency</b>						
Average annual volume of conversion Fiat/ crypto	M\$	18 000	27 000	40 500	60 750	91 125
Growth rate of crypto-currency market capitalization	%	-	50	50	50	50
Transmission share in the crypto currency conversion market	%	1,00	2,50	3,50	4,50	5,00
Transactions volume of crypto-currency transfers and conversion	\$	180 000 000	675 000 000	1 417 500 000	2 733 750 000	4 556 250 000
Average transfer commission crypto/ Fiat	%	1,00	1,00	1,00	1,00	1,00
Revenue from commission on conversion fiat / crypto	\$	1 800 000	6 750 000	14 175 000	27 337 500	45 562 500



Indicators	Measuring units	Year 1	Year 2	Year 3	Year 4	Year 5
<b>Summary indicators</b>						
Transaction volume for the whole period	\$	2 680 000 000	4 425 000 000	6 417 500 000	8 733 750 000	10 556 250 000
Transmission revenue from commissions	\$	14 300 000	25 500 000	39 175 000	57 337 500	75 562 500
The share of proceeds from commissions directed to increase the capitalization of Transmission ICO tokens	%	50	50	50	50	50
Fee income amount channeled to increase the capitalization of TNM tokens	\$	7 150 000	12 750 000	19 587 500	28 668 800	37 781 300

The indicators of the TransMission project in the graphic version:





## 7. TRANSMISSION PROJECT ROADMAP

The main stages of preparation and launch of the Transmission network are given below:



## 8. TRANSMISSION TEAM

The Project Team has united experienced professionals and enthusiasts in the field of IT development, Blockchain technology and Financial flows. Below is the Core team of the project:

### Core team





**Mike Gorden**  
CEO

@mikhailgorden   
@mikhailgorden

**TRANSMISSION**

**PLACE OF RESIDENCE**  
State of Washington

**WORK EXPERIENCE**

- **Icon Global**  
(Ran analytic department)
- **OnPlace Inc.**  
(Implemented successful crowdfunding campaign, attracted \$1 million)
- **Blockchain** activist  
(Preparation of **Blockchain** conference and **Hackathon**)
- Investor  
(Invested in several start-ups, and crypto-currencies)

**HOBBY**  
Hiking

**SKILLS**  
Bringing ideas to life

**BORN**  
1983

**GRADUATED**  
Continental Academy,  
Edmonds College

**Rama Rao Cherukumalli**  
CTO

@ramucherukumalli

**TRANSMISSION**

**PLACE OF RESIDENCE**  
Pennsylvania Area

**WORK EXPERIENCE**

**IEG, JPMorgan Chase & Co, Virtusa, SEI Investments.**

Engaged in the preparatory process of specialists for in-demand vacancies in large IT companies. Had implemented over thousand positions in companies like **Google, Bloomberg** etc.

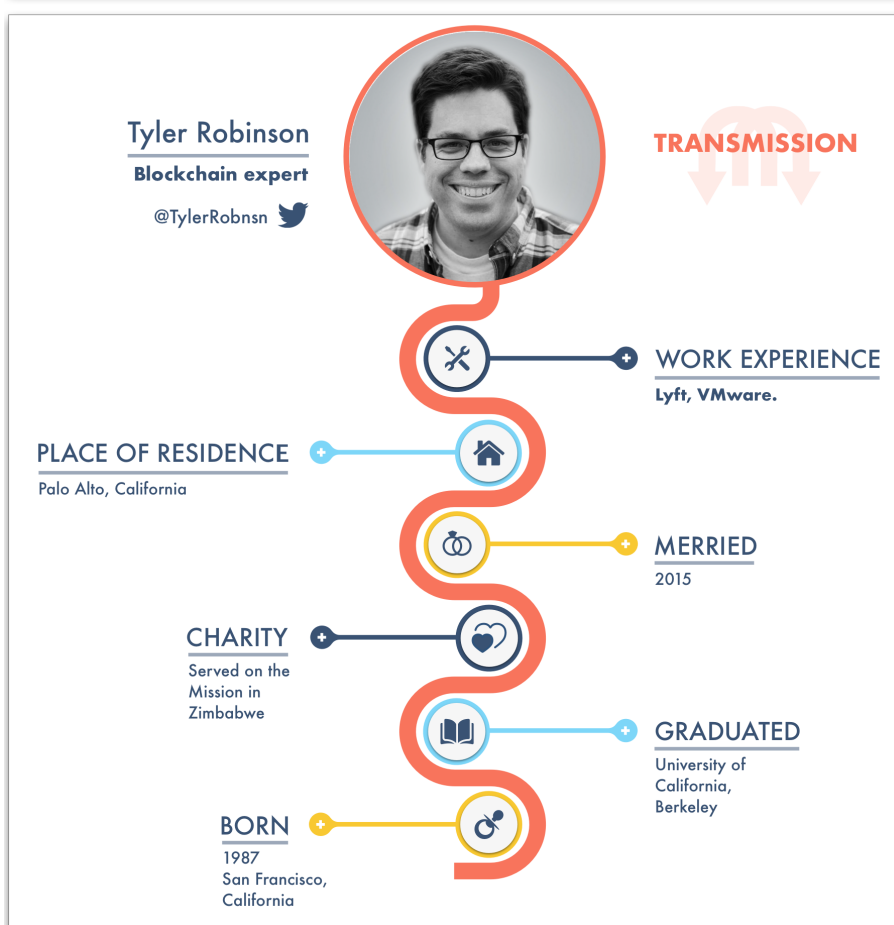
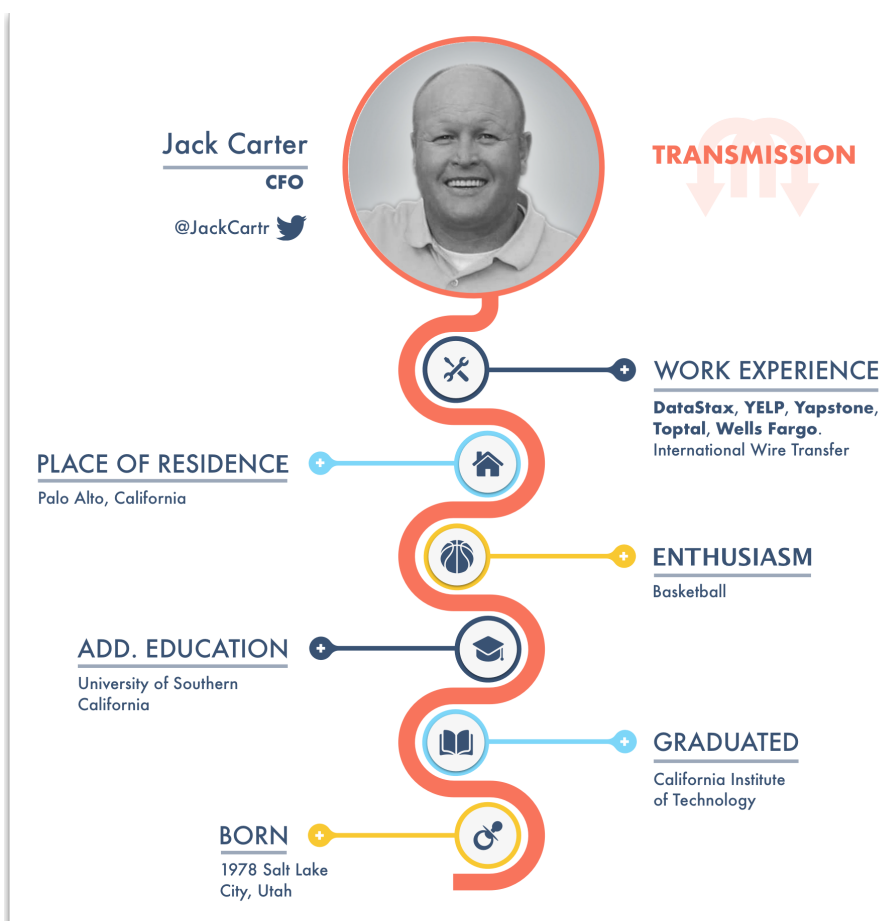
**ADD. EDUCATION**  
PRJC Sarvail Nalgonda AP India  
Intermediate 2000-2002  
DVR College of Engg & tech, JNTU  
Bachelors degree, Computer Science and Information Technology 2002-2006

**GRADUATED**  
APRS Enkoor  
Khammam AP India  
SSC  
1999-2000


**BORN**  
1985

**HOBBY**  
Playing cricket







**Sander Machadot**  
**Communication**  
 @Sander\_frito  
 @sander-machado



**TRANSMISSION**




**PLACE OF RESIDENCE**  
Venezuela




**WORK EXPERIENCE**  
**CriptoNoticias:**  
 Enthusiast of blockchain technology and cryptocurrency. Currently a member of Criptonoticias' team

**ADD. EDUCATION**  
Business Administrator




**DATA NERD**  
 Enthusiast of blockchain technology and cryptocurrency

**BORN**  
1993




**HOBBY**  
Guitar player


**Yichi Chen**  
**Front-end Developer**  
 @YichiChen3



**TRANSMISSION**




**PLACE OF RESIDENCE**  
Palo Alto, California




**WORK EXPERIENCE**  
**Activision Blizzard, VMware, Toptal.**

**MOVED**  
2012



**ADD. EDUCATION**  
Stanford University

**BORN**  
1988  
Beijing, China



**GRADUATED**  
Beijing High School No4 (BHSF)



## Transmission advisors board



### Michel Semertzidis - Financial operations

Treasury Director - Council of Europe development Bank  
Financial Engineer - Research and Innovation Department of HSBC  
Project Manager - Société Générale Asset Management



### Jayanand Sagar - Blockchain Advisor

Newsbtc, Tech/Business Consultant  
Jayanand is a Tech Entrepreneur with latest experiments on Blockchain and  
CryptoCurrencies related technologies. Co-Founder @karmasnap, Founder @tansquare,  
Technical consultanting and a wannabe investor. #BlockChain #bitcoin



### Jonathan Millet - Advisor BD/marketing

CEO of NewsBTC  
He has over 10 years in the Forex and Bitcoin industries.

